



GT-Lite

WARNING:
TO AVOID RISK OF ELECTRICAL SHOCK
DISCONNECT FROM POWER
WHILE INSTALLING OR SERVICING UNIT!

Assembly & Installation: GT-SL5000-LINK | 5000 Lumen LED Linkable Shop



SPECIFICATIONS:

LED Linkable Shop Light	
Brightness (Lumen)	5000 LM
Power (Watts)	55W
CCT	4000K Cool
Power Supply	5ft SJT Grounded Plug

WARNING



- When using product, basic precautions should always be followed.
- Read and follow these instructions and heed all warnings.
- Carefully read and understand the information given in this manual before beginning installation. Failure to do so could lead to electric shock, fire, or other injuries which could be hazardous or even fatal.
- This product is not a toy.
- Save these instructions and warnings.

CAUTION



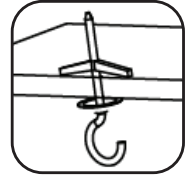
- This item is designed for dry use and is not waterproof.
- Do not place this item in an extremely humid or dusty environment.
- Do not use in areas with temperature higher than 104° Fahrenheit.
- Do not use in areas near combustible materials or flammable gas.
- Do not use on radiant-heating type ceilings.
- Shut off power at circuit breaker before removing existing fixture.

Question/Comment/Missing

Customer Service 1-800-865-6799  GT-Lite

PRE-INSTALLATION INSTRUCTIONS:

- Prior to beginning installation, select your location and determine mounting method.
- Select both a location and hooks that are able to support the weight of the fixture.
- If mounting into drywall, it is recommended to use a toggle bolt with butterfly nut (Figure 1).
- If mounting into wood, it is recommended to use a simple screw with hook (Figure 2).
- Measure and place hooks in ceiling 42" apart.
- Due to varying mounting methods, above hooks are suggestions only and are not included.
- It is the user's responsibility to complete pre-installation.
- Manufacturer is NOT responsible for improper locations, hooks, or pre-installation errors.

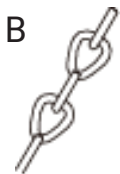


(Figure 1)



(Figure 2)


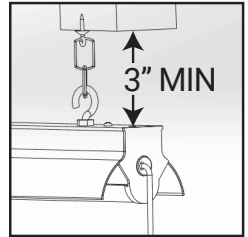
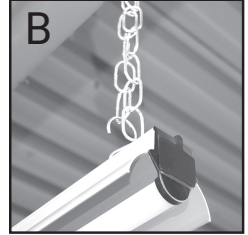

HANGING HARDWARE INCLUDED:




Part	Description	Quantity
A	"S" Hook	2
B	Chain	2

PRODUCT INSTALLATION INSTRUCTIONS:

1. Attach the "S" Hook (A) to the Light.
2. Repeat this step on second side.
3. Attach the Chain (B) to "S" Hook (A).
4. Repeat this step on second side.
5. Hang Chain (B) on chosen mounting hook location from Pre-Installation.
6. Keep fixture minimum of 3" from ceiling.
7. Adjust chains to desired height.
8. Ensure that light is level.
9. Hang & link up to 17 Units by plugging power cord directly into adjacent units (Figures 3 & 4).
10. Plug AC power cord into AC outlet.
11. Pull chain to power ON.
12. Pull chain again to power light OFF.



(Figure 3)



(Figure 4)

**LINK
UP TO
17
UNITS!**

CARE AND CLEANING:

Your fixture is made from quality materials that will last many years with minimum care. You may want to periodically clean the diffuser or interior of the fixture.

- When cleaning make sure power is OFF.
 - Use a soft, non-abrasive cloth.
 - Use a mild, non-abrasive glass cleaner.
 - Do not use any solvents or harsh cleaning agents.
 - Do not spray liquid cleaner directly onto LED/driver/wiring.
-

TROUBLESHOOTING:

Problem	Possible Cause	Solution
The fixture does not light	The power is off.	Check that the power supply is ON.
	There is a bad wire connection.	Check the wiring.
	The switch is defective.	Test or replace the switch.
Flickering	Light not performing correctly.	Disconnect and call manufacturer.

EYES



DO NOT look directly at LED lights for any length of time!



This product is guaranteed against failure due to factory defects in materials or workmanship for one (1) year from the date of purchase. This warranty is non-transferable and applies only to the original owner. Proof of purchase required for repair or replacement. This warranty does not cover normal wear of parts or damage resulting from any misuse of the product. Misuse of the product includes but is not limited to: using in extreme weather conditions, opening the housing of the product, or attempted remodel/alterations made to product.

Question/Comment/Missing

Customer Service 1-800-865-6799  **GT-Lite**
