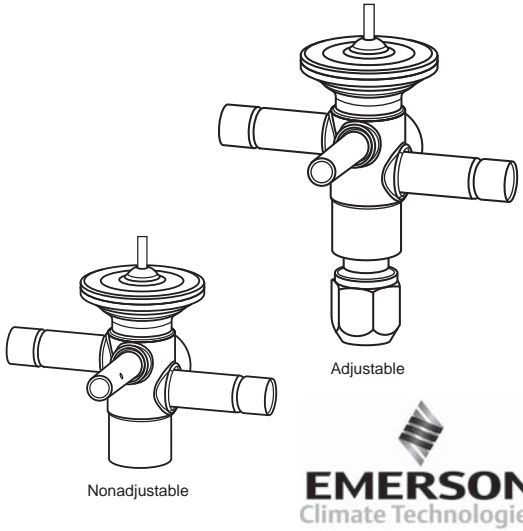


# NXT Series Thermal Expansion Valve

1



Applications	Operating Ranges (°F/°C)											
R-410A				ZAA								
	-50F/-46C	-40F/-40C	-30F/-34C	-20F/-29C	-10F/-23C	0F/-18C	10F/-12C	20F/-7C	30F/-1C	40F/4C	50F/10C	

Charge Selection

Selección de Carga

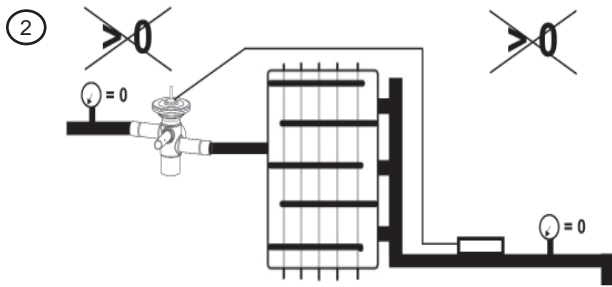
Seleção da Carga

Sélection de la charge

チャージ選定

차지 선택

充注选择



System Pressures: Installation or Removal

Reguladores de Presión del Sistema : Instalación o Remoción

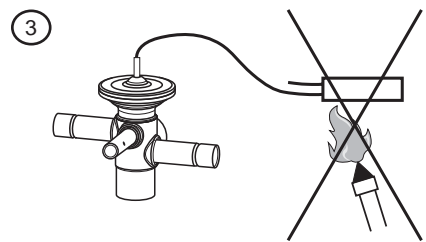
Pressões de Sistema:- Instalação ou Remoção

Systèmes sous pression: Installation ou enlèvement

装置圧力：取付け時または、取外し時

시스템 압력 : 설치 혹은 제거

系统压力：安装或拆除



WARNING: Do Not Place Open Flame On or Near Bulb!

ADVERTENCIA: No coloque la llama abierta encendida sobre o cerca del bulbo!

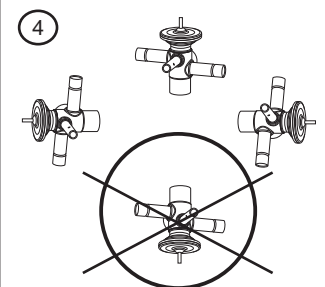
AVISO: Não coloque a chama aberta sobre ou proximo ao bulbo!

AVERTISSEMENT: Ne Pas Placer la Flamme Ouverte Sur ou près de l'Ampoule!

警告：感温筒の周辺では火気厳禁

경고 : 화기를 감온구 위나 근처에 두지 마시오.

警告：请勿将感温包放置在明火附近!



Valve Orientation

Orientación de Válvulas

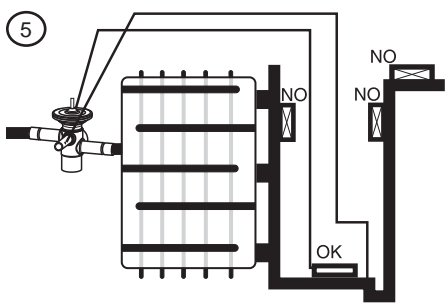
Orientação da Válvula

Orientation de la valve

バルブの向き

밸브 방향

阀的安装角度



Bulb & External Equalizer Locations

Ubicación del Bulbo Sensor y del Igualador Externo

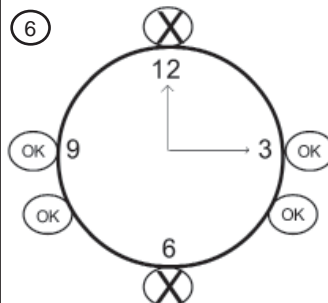
Localização do Bulbo e do Equalizador Externo

Location de la bulbe et de l'égalisateur externe

感温筒と外部均圧管取付け位置

감온구 과 외부 균압관 위치

感温包和外平衡管位置



Bulb Location

Ubicación del Bulbo

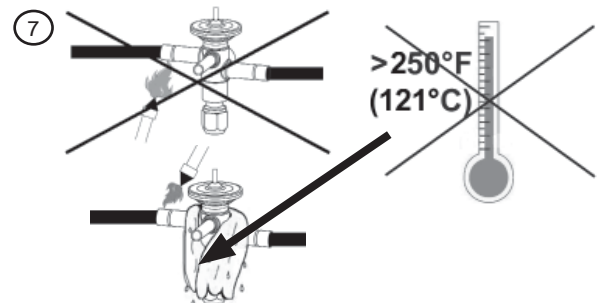
Localização do Bulbo

Location de la bulbe

感温筒の取付位置

감온구 위치

感温包位置



Saturated wet rag until piping cools

Mantener un trapo húmedo hasta que la tubería se enfríe

Manter o pano umido até tubulação esfriar.

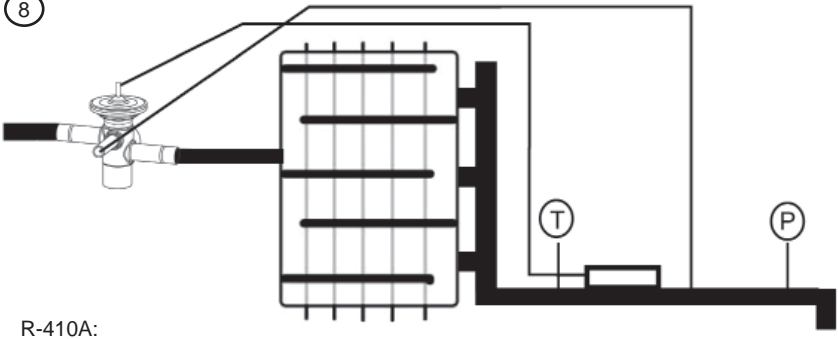
Gardez dans un chiffon humide jusqu'au refroidissement de la tuyauterie

パイプが冷えるまで水分を十分に含んだ布で冷やして

‘용접배관이 식을 때까지 충분히 젖은 헝겊 사용’

阀体包裹湿布直至完全冷却

8



- R-410A:  
 1. T = 52°F (11°C)  
 2. P = 118 psig (8.1 bar g) → Tp = 40°F (4°C)  
 3. T - Tp = T<sub>SH</sub>  
 52°F (11°C) - 40°F (4°C) = 12°F (7°C)

Determining Superheat

Determinación del Sobrecalentamiento

Definindo o Superaquecimento

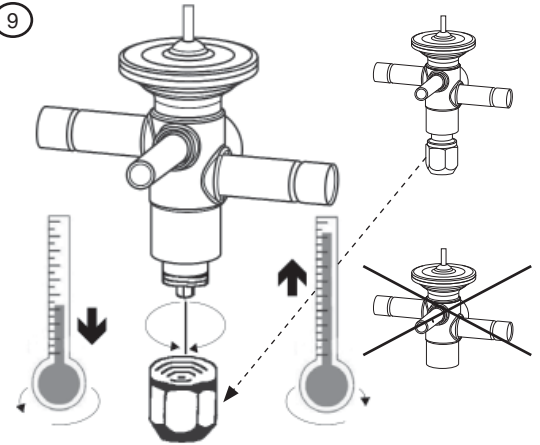
Détermination de la surchauffe

過熱度の設定

측정 과열도

确定过热度

9



Adjust Superheat

Sobrecalentamiento

Ajuste o Superaquecimento

Ajustement de la surchauffe

過熱度調整

과열도 조절

调整过热度.

10

TXV SUPERHEAT ADJUSTMENT							
Valve Family	"Total Turns"	Degrees of SH Per Turn					
		R-22		R-134a	R-404A/507A		R-410A
		+20°F/-7°C	-20°F/-29°C	+20°F/-7°C	+20°F/-7°C	-20°F/-29°C	+40°F/4°C
NXT	12	-	-	-	-	-	4

Turn adjustment clockwise to increase superheat, counterclockwise to decrease superheat. To return to approximate original factory setting, turn adjustment stem counterclockwise until the spring is completely unloaded (reaches stop or starts to "ratchet"). Then, turn it back in one half of the "Total Turns" shown on the chart.

Approximate Superheat Change Per Turn

Grado de cambio aproximado de sobrecalentamiento por vuelta

Variação aproximada do superaquecimento por volta

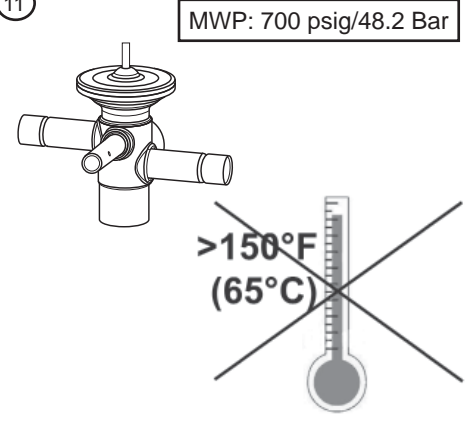
Changement approximatif de la surchauffe par tour

一回転あたりのおよその過熱度変化

한 바퀴당 변하는 대략의 과열도

每旋转一圈过热度的变化

11



Maximum Working Temperatures

Temperaturas Máximas de Trabajo

Temperatura Máxima de Operação

Température de fonctionnement maximal

最高作動温度

최대 작동 온도

最高工作温度

