
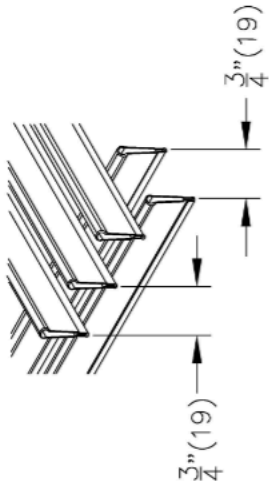


520D Louvered Steel Supply Register – 3/4" Blade Spacing, Double Deflection

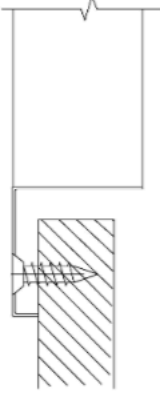
Core Style:

Double Deflection



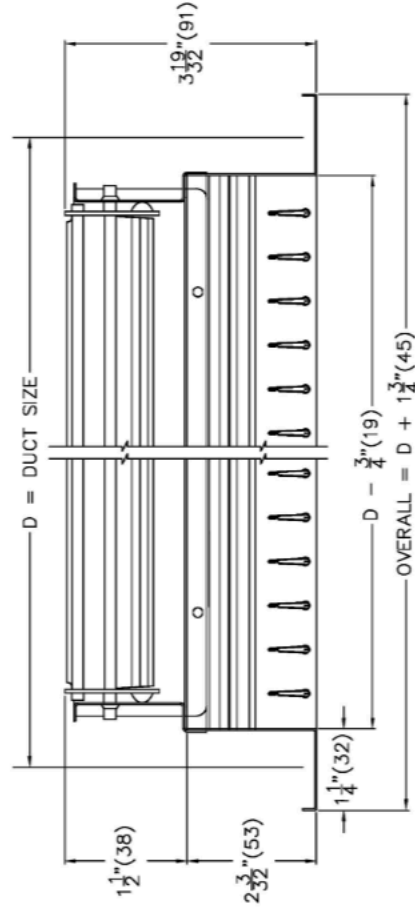
Fastening:

A: Countersunk Screwholes with Screw



Border: F

1 1/4" (32) Flat Frame



Material:

- Steel

Finish:

- B12 - Standard White

Notes:

- Front blades parallel to Short dimension
- Individually adjustable roll formed blades on 3/4" (19) centers
- VCS3 opposed blade damper, coated steel
- Factory tolerance $\pm 1/32"$ (1)