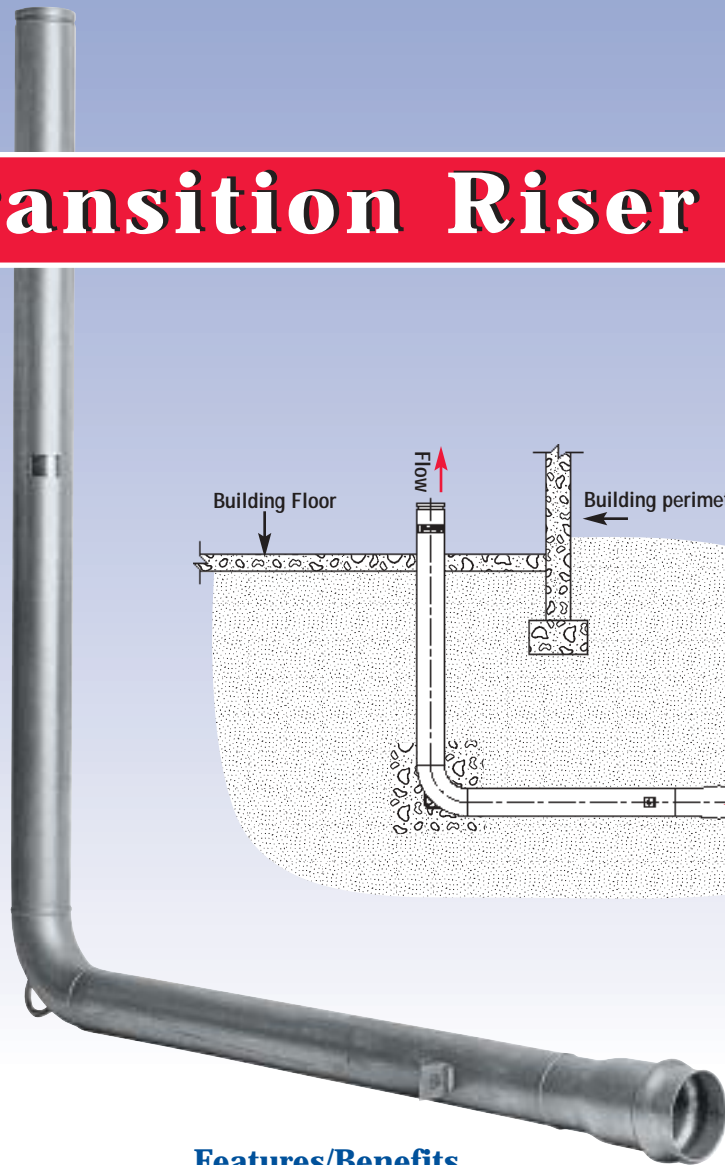
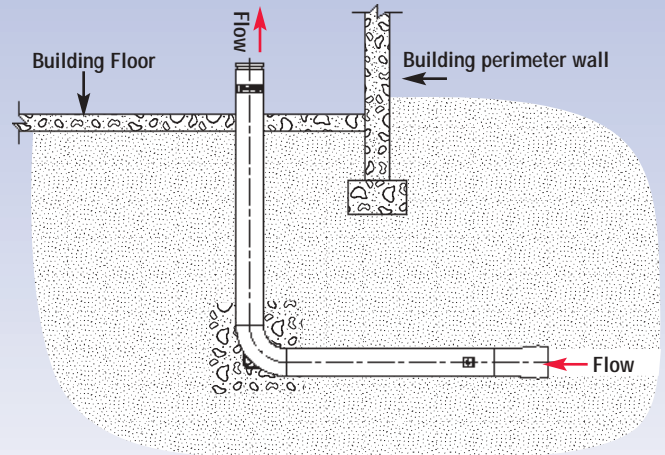


## Watts Transition Riser

Watts Regulator Company introduces Series TR, “Transition Riser,” manufactured of series 300 stainless steel. Using Twenty-First Century technology, Watts has succeeded in the manufacture of a durable and easy to install underground transition fitting to bring municipal water supply into a building.



### Specification

Series TR, Transition Riser shall be composed of a single extended 90 degree fitting of fabricated 304 stainless steel tubing, maximum working pressure of 175psi. The fitting shall have a grooved-end connection on the outlet (building) side and a CIPS coupler on the underground (inlet) side.

### Operating Description

Series TR, Transition Riser is used to connect the main fire supply to the building overhead fire system. The fitting passes under the foundation without joints and extends up through the floor. Provided with installation tabs, the unit has a CIPS (Cast Iron Pipe Size) coupler for easy connection to the underground supply (AWWA C900 PVC) and (Ductile Iron Pipe) an industry standard grooved-end connection (AWWA C606) on the building side for easy connection to the overhead fire sprinkler system.

### Features/Benefits

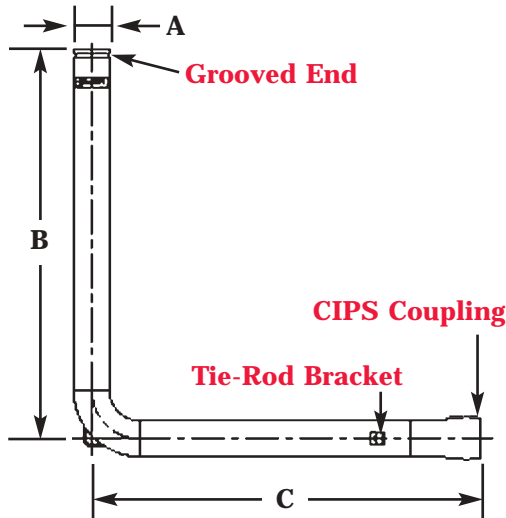
- Cost savings
- Corrosion resistant stainless steel construction, type 304SST
- Ease of installation and lightweight allow one person to position and handle the riser
- Minimal site preparation; joint restraint one-piece-construction reduces time and labor; no missing parts, no leaks; easily identifiable for approvals
- UL/FM approved
- Sizes: available in 4" – 10" with various lengths to meet all local requirements
- Designed to meet NFPA 24 Section 8-3.2
- AWWA C900 Inlet/DIP
- AWWA C606 Outlet



Watts Regulator Transition Risers are precision engineered and manufactured to provide exceptional reliability. The Transition Riser significantly reduces installation time and labor costs associated with field assembly.

In accordance with NFPA-24, the UL/FM Approved Transition Riser replaces numerous fittings, elbows and spools, and reduces the possibility of leaks or failure in comparison to traditional installation methods and materials. Factory tested integrity ensures the highest quality installation.

The use of stainless steel significantly increases the reliability and life of the Riser.



### Dimensions

Size inch	A inch	B ft.	C ft.	Weight lbs.
4	4½ OD	6	6	71
6	6⅝ OD	6	6	98
8	8⅝ OD	6	6	129
10	10¾ OD	6	6	202

Each diameter (A) of riser is also available in the following vertical/outlet (B) and horizontal/inlet (C) leg dimensions.

Call for weight.

B ft.	C ft.
5	6
5	7
6	6
8	6

### End Connections:

Horizontal End: Mates with Ductile Iron Pipe and AWWA C900 Pipe (PVC Pipe with Ductile Iron Pipe Equivalent OD's)

Size	Mating Pipe OD
4"	4.80
6"	6.90
8"	9.05
10"	11.10

Utilizes Gasket conforming to UL 157 with "Lock in" gasket configuration

### Vertical End:

Meets AWWA C-606 dimensions for roll grooved pipe

### Ratings

Meets AWWA C-900 pressure class 200, DR 14 Pipe

### Testing

Welds are 100% leak tested at the factory

Size	Design Proof Pressure (psi)
4"	875
6"	875
8"	700
10"	700

### Standards

**NFPA** — Designed to allow the contractor to conform to NFPA 24 Section 8-3.2:

*Where a riser is close to building foundations, underground fittings of proper design and type shall be used to avoid pipe joints being located under the foundations.*

**NFPA** — 24, 7.1.1,8-3.4

### Approved

**Fittings** FM class 1920  
UL (HKOX) (4"-8")



USA: 815 Chestnut St., No. Andover, MA 01845-6098; www.wattsreg.com  
Canada: 5435 North Service Rd., Burlington, ONT. L7L 5H7; www.wattscda.com

