

## For Residential and Commercial Applications

Job Name \_\_\_\_\_ Contractor \_\_\_\_\_  
 Job Location \_\_\_\_\_ Approval \_\_\_\_\_  
 Engineer \_\_\_\_\_ Contractor's P.O. No. \_\_\_\_\_  
 Approval \_\_\_\_\_ Representative \_\_\_\_\_

# LEAD FREE\*

## Series LFUSG-B Under Sink Guardian®

The LFUSG-B-M2 Under Sink Guardian® 3/8" (10mm) compression and Quick-Connect fitting thermostatic mixing valves maintain and limit hot water to desired selectable temperature between 80°F and 120°F (27°C and 49°C) with flow rates as low as 0.25 gpm (1.0 lpm) and as high as 2.25 gpm (8.5 lpm). The mixing valve is listed to ASSE Standard 1070 for single fixture applications and IAPMO cUPC. The LFUSG-B-M2 features Lead Free\* construction to comply with Lead Free\* installation requirements. The superior flow characteristics of these valves provide temperature control with low pressure drop. As an added feature, the LFUSG-B-M2 incorporates dual check valves to protect against cross-flow and integral screens to filter out debris.

### Features

- Lead Free\* Brass body construction
- Installs easily between the stop valves and faucet
- Includes tamper resistant locking nut to prevent accidental mis-adjustment
- Built-in check valves prevent migration of hot water to cold and cold water to hot water piping
- Provided with cap for three port application
- Integral strainer with 40 mesh stainless steel screens to filter out debris


### Applications

The unit is intended for under sink installation to control the hot water temperature and minimize the occurrence of accidental scalding. The water temperature must be adjusted by the installer using a thermometer to measure the hot water temperature at the faucet outlet. Maximum temperature of 105°F (41°C) is recommended.

### Specifications

A Thermostatic Mixing Valve shall be installed on the hot water supply to the fixture. The valve shall be ASSE Standard 1070 and IAPMO cUPC listed and control the temperature of the hot water. It shall have a Lead Free\* brass 4-port, "H" pattern body. Lead Free\* under counter thermostatic valves shall comply with state codes and standards, where applicable, requiring reduced lead content. The valve shall include integral check valves, integral screens and an adjustment nut with locking feature. The valve shall be provided with 3/8" (10mm) male compression or Quick-connect fittings. The valve shall be Watts Series LFUSG-B.

For satin chrome finish specify – SC.



LFUSG-B-M2

LFUSG-B-QC-M2

ASSE 1070 & IAPMO cUPC Listed

### Materials

Body: Lead Free\* Brass

Rubber Disc: Buna-N

O-rings: Buna-N

Spring: Stainless steel

Piston: Noryl®

Thermostat: Copper

### Approval



ASSE 1070



Certified to NSF/ANSI 61

### Pressure – Temperature

Minimum supply pressure: 30psi (207 kPa)

Hot inlet temperature: 120°F-180°F (49°C-82°C)

Cold inlet temperature: 39°F-80°F (3.8°C-27°C)

Minimum inlet temperature differential: 5°F (2.8°C)

Temperature range: 80°F-120°F (27°C-49°C)

Maximum pressure: 150psi (10.3 bar)

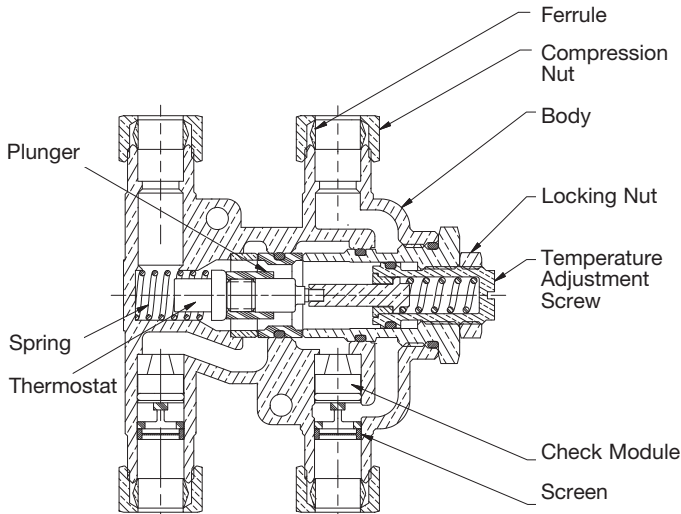
Minimum Flow: 0.25 gpm (1.0 l/m)

Maximum Pressure Differential between Hot & Cold Water Supplies: 20%

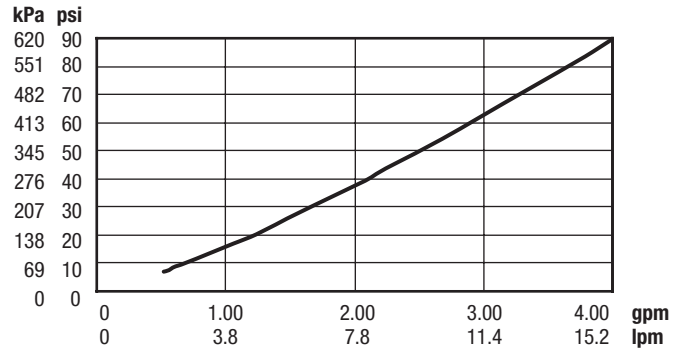
\*The wetted surface of this product contacted by consumable water contains less than 0.25% of lead by weight.

Noryl® is a registered trademark of SABIC Innovative Plastics®.

## Basic Construction

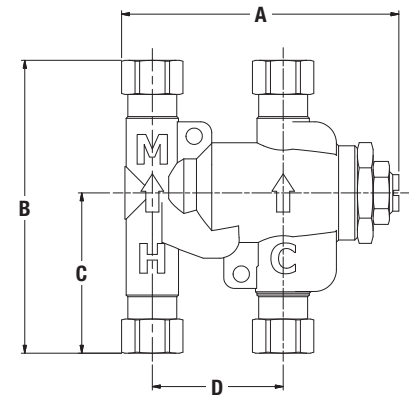


## Flow Capacity



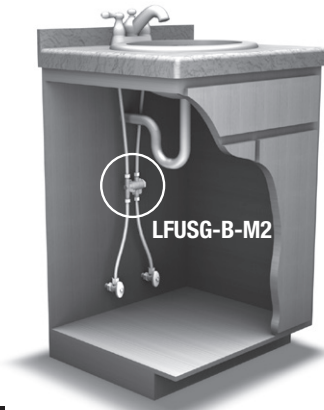
## Dimensions – Weights

MODEL	SIZE	DIMENSIONS								WEIGHT	
		A		B		C		D		lbs.	kgs.
LFUSG-B-M2	3/8" Comp.	3 3/16	81	3 3/8	85	1 13/16	47	1 1/2	38	.82	.37
LFUSG-B-SC-M2	3/8" Comp.	3 3/16	81	3 3/8	85	1 13/16	47	1 1/2	38	.82	.37
LFUSG-B-QC-M2	3/8" Quick Connect	3/4	83	4	102	2 1/4	57	1 1/2	38	1.05	.48
LFUSG-B-QC-SC-M2	3/8" Quick Connect	3/4	83	4	102	2 1/4	57	1 1/2	38	1.05	.48



## Typical Installations

### Two Handle Faucet



### NOTICE

This information is not intended to replace the full product installation and safety information available or the experience of a trained product installer. You are required to thoroughly read all installation instructions and product safety information before beginning the installation of this product.

### Sensor Faucet

