

For Non-Health Hazard Applications

Job Name _____

Contractor _____

Job Location _____

Approval _____

Engineer _____

Contractor's P.O. No. _____

Approval _____

Representative _____

LEAD FREE*

Series SS007 Stainless Steel Double Check Valve Assemblies

Sizes: ½" – 1" (15 – 25mm)

Series SS007QT Stainless Steel Double Check Valve Assemblies provide protection of the potable water supply for non-health hazard cross-connections. Only those cross-connections identified by local inspection authorities as non-health hazard shall be allowed the use of an approved double check valve assembly. This series should be used when the downstream liquid is of a composition where bronze material would be damaged or if it is desirable to eliminate trace elements of lead and copper. Typical low hazard installations may be found in industrial or chemical plant use, pulp and paper industry, hospitals and corrosive atmospheres. The LFSS007 features Lead Free* construction to comply with Lead Free* installation requirements.

Features


- Investment Cast 316 Stainless Steel Assembly for corrosion resistance.
- All wetted valve components - test cocks, ball valve shutoffs, pipe nipples, body and cover, and check modules are made from "Lead Free" Stainless Steel or Plastic construction.
- Bolted on, top entry single access cover for ease of maintenance.
- Modular check construction featuring nonreversible checks with captured springs for simplified servicing.
- Top mounted vandal resistant EZ-TC-SS test cocks provide easy access for testing — no tools or fittings required for testing.
- Stainless Steel test cocks include dust covers to protect the threads from dirt, dust and insects.
- Check valve seats are replaceable without the use of special tools.
- True line sized check modules reduce fouling due to dirt and debris.

Now Available
WattsBox Insulated Enclosures.

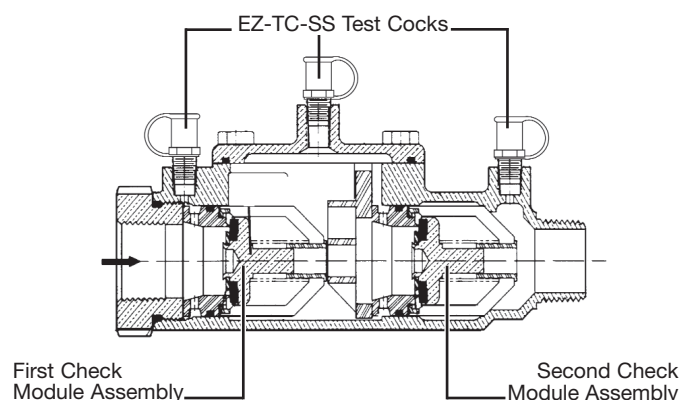
For more information, send for literature ES-WB.

**IMPORTANT: INQUIRE WITH GOVERNING AUTHORITIES
FOR LOCAL INSTALLATION REQUIREMENTS**

*The wetted surface of this product contacted by consumable water contains less than one quarter of one percent (0.25%) of lead by weight.



SS007QT



Check Module Assembly

Series SS007QT features a modular design concept which facilitates complete maintenance and assembly by retaining the spring load.

Specifications

A Double Check Valve Assembly shall be installed at each noted location. The assembly shall consist of two positive seating check modules with captured springs and silicone seat discs. Seats and seat discs shall be replaceable without the use of special tools. There shall be no threads or screws, in the waterway, exposed to line fluids. Service of all internal components shall be through a single access cover secured with stainless steel bolts. The assembly shall include two resilient seated isolation valves, four top mounted vandal resistant test cocks with dust covers and a protective stainless steel wye strainer with a 20 mesh screen. The assembly shall consist of an investment cast 316 Stainless Steel body and cover with Series 300 Stainless Steel test cocks, 316 Stainless Steel ball valve shutoffs with PTFE seat blow out proof 304 Stainless Steel stem and 304 Stainless Steel tee handles. The assembly shall meet the requirements of ASSE Standard 1015 and AWWA Standard C510. The Lead Free* Stainless Steel Double Check shall comply with state codes and standards, where applicable, requiring reduced lead content. The assembly shall be a Watts Series SS007QT.

Watts product specifications in U.S. customary units and metric are approximate and are provided for reference only. For precise measurements, please contact Watts Technical Service. Watts reserves the right to change or modify product design, construction, specifications, or materials without prior notice and without incurring any obligation to make such changes and modifications on Watts products previously or subsequently sold.

WATTS®

Available Model

Suffix:

S – stainless steel strainer

Pressure – Temperature

Temperature Range: 33°F – 180°F (0.5°C – 82°C) continuous

Maximum Working Pressure: 175psi (12.1 bar)

Standards

AWWA Standard C510

USC Manual 9th Edition



Approvals

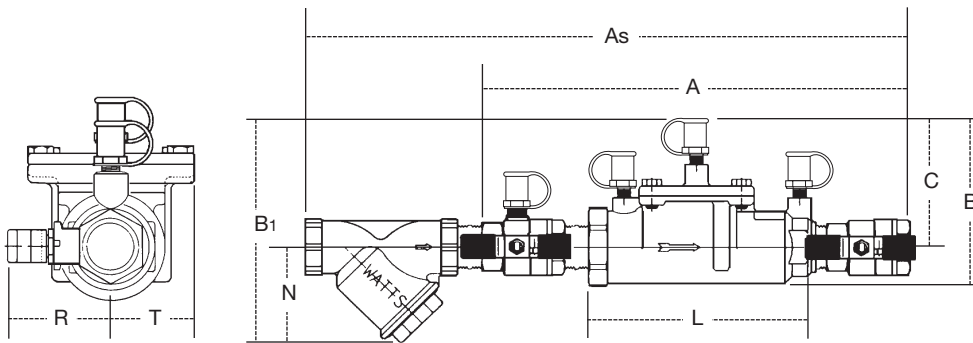
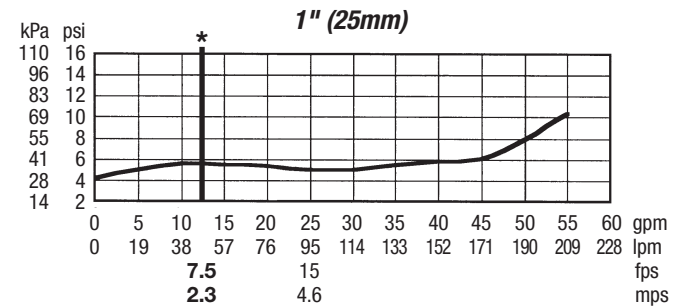
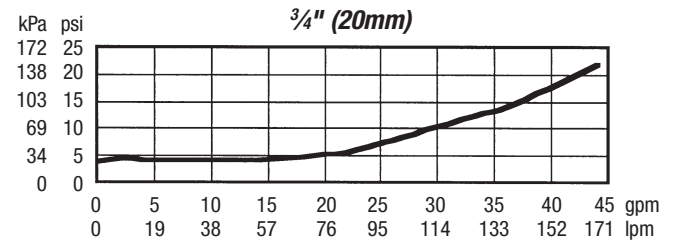
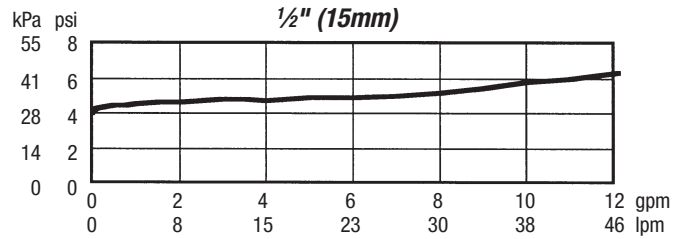
Approved by the Foundation for Cross-Connection Control and Hydraulic Research at the University of Southern California – horizontal and vertical flow up,

CSA – 1/2" and 3/4" horizontal and vertical flow up

Capacity

Performance as established by an independent testing laboratory.

*Typical maximum system flow rate (7.5 feet/sec.)



Dimensions – Weight

MODEL	SIZE (DN)		DIMENSIONS												WEIGHT					
	in.	mm	A/As		B		B1		C		L		N		R		T		lbs.	kgs.
SS007M3QT	1/2	15	10	254	4 5/8	117	–	–	2 7/16	62	5	127	–	–	2 5/16	59	2 1/16	52	3.96	1.80
SS007M3QT	3/4	20	11 1/8	283	4	102	–	–	3 3/8	79	6 3/16	157	–	–	2 1/8	54	1 5/16	33	4.58	2.08
SS007M1QT	1	25	13 3/4	337	5 1/8	130	–	–	4 1/16	103	–	–	–	–	1 11/16	43	1 11/16	43	10.40	4.72
SS007M3QT-S	1/2	15	13	330	4 5/8	117	6	152	2 7/16	62	5	127	3	76	–	–	–	–	–	–
SS007M3QT-S	3/4	20	14 1/2	368	4	102	6 1/8	156	3 3/8	79	6 3/16	157	3	76	–	–	–	–	–	–
SS007M1QT-S	1	25	17 15/16	456	5 1/8	130	7 3/4	197	4 1/16	103	–	–	3 1/4	83	–	–	–	–	–	–



A Watts Water Technologies Company



USA: 815 Chestnut St., No. Andover, MA 01845-6098; www.watts.com

Canada: 5435 North Service Rd., Burlington, ONT. L7L 5H7; www.wattscanada.ca