



Bard Throw-Away and Permanent Air Filter Specifications



Introduction

Bard offers a wide selection of permanent and replaceable filters for various applications.

- Replaceable throw-away filters must be replaced with filters of the same size and rating shown in the unit specification sheets. Improper filter sizing or filter rating may result in poor unit performance, dust or improper filtration, and unit damage. When installing a replaceable filter, always insert the filter media with the airflow directional arrow aligned with the unit airflow direction.
- Permanent filters are meant to be cleaned in the field on a regular basis. Replacement of permanent filters must be ordered from Bard to ensure proper unit operation. Improper filter replacement may result in air bypass around the filter or unwanted debris and dust being recirculated. Improper permanent filters in outdoor applications may result in water infiltration inside the unit and unit damage. When installing a permanent filter, always insert the filter media with the airflow directional arrow aligned with the unit airflow direction.

Bard 7003-XXX Permanent Indoor Filters


Bard permanent indoor filters are normally a way to save maintenance costs of replacing throw-away indoor filters. Typically permanent indoor filters are made of foam, synthetic, or other washable media. Cleaning the filter with a non-abrasive soap or detergent is required to maintain proper filtration during the lifetime of the product. Filters must be inspected for media damage and replaced if necessary with a Bard approved filter.



Synthetic Media


Bard 7003-XXX Permanent Outdoor Filters

Bard permanent outdoor filters are used to reduce the amount of larger debris entering the unit, and in some cases reduce potential rain or snow infiltration. Permanent outdoor filters must be replaced with Bard approved filter. Be sure to look at the side of the filter and identify the Bard part number when ordering replacement filters. Because of several layers of media inside the filter, it is very important to install the filter with the airflow arrow in the correct orientation. Also inspect the media for “weep holes” in the frame perimeter. Weep holes must always be in the bottom of the filter when installed.



Throw-Away Air Filters

Bard throw-away filters are available in 1" and 2" depths. Various MERV ratings are available for different applications. When replacing a throw-away filter, make sure to use a replacement that meets the same size and filtration specifications of the existing filter. The filter must also be agency approved to meet required flame/smoke ratings for indoor HVAC products. Always use a high quality undamaged filter to ensure dust, dirt, and debris does not bypass or pass through filter media. Failure to do so may result in unit damage, shortened unit life cycle, or unit failure. Never attempt clean & reuse a throw away filter as the integrity will be compromised.



2" Pleated Filter



1" Fiber Throw-Away



1" Filter Information




2" Filter Information

Indoor Filter MERV Ratings

MERV Rating	Dust Spot Efficiency	Arrestance	Particle Size Filtration	Typical Applications
MERV2	<20%	65-70%	>10ppm	Minimal Filtration Applications
MERV8	30-35%	>90%	3 to 10ppm	Light Filtration Commercial Applications
MERV11	60-65%	>95%	1 to 3ppm	Medium Filtration Commercial Applications
MERV13	89-90%	>98%	.3 to 1ppm	High Filtration Commercial Applications

Nominal Filter Dimensions

- Throw-away filter dimensions are normally given in nominal sizes.
- Nominal filter length:
 - Width (A) - .5" to .63"
 - Length (B) - .5" to .63"
 - Depth (C) - .13" to 25"
- Permanent filter dimensions are normally given in actual measured dimensions.



7004-XXX Throw-Away Filters Page 1

All throw away filter dimensions are in nominal measurements. Obsolete filters are in red.**

	Dimension A	Dimension B	Dimension C				
<u>Bard Part #</u>	<u>Nominal*</u>	<u>Nominal*</u>	<u>Nominal*</u>	ASHRAE 52.2 <u>MERV Min</u> <u>Rating</u>	Max Initial Restriction @ <u>500FPM*</u>	UL900 Class <u>II (Y/N)</u>	<u>Pleated</u>
7004-001**	10	20	1	MERV 2	0.15	Yes	No
7004-003	12	20	1	MERV 2	0.15	Yes	No
7004-006**	14	25	1	MERV 2	0.15	Yes	No
7004-007**	15	20	1	MERV 2	0.15	Yes	No
7004-008**	15	30.63	1	MERV 2	0.15	Yes	No
7004-009	16	16	1	MERV 2	0.15	Yes	No
7004-010	16	20	1	MERV 2	0.15	Yes	No
7004-011	16	25	1	MERV 2	0.15	Yes	No
7004-012**	20	20	1	MERV 2	0.15	Yes	No
7004-013**	12	25	1	MERV 2	0.15	Yes	No
7004-014**	16	25	2	NA	NA	NA	NA
7004-015**	24	24	1	MERV 2	0.15	Yes	No
7004-016	20	30	1	MERV 2	0.15	Yes	No
7004-017**	22	22	1	MERV 2	0.15	Yes	No
7004-018**	25	25	1	MERV 2	0.15	Yes	No
7004-019	16	30	1	MERV 2	0.15	Yes	No
7004-020	10	25	1	NA	NA	NA	NA
7004-021	16	25	1	NA	NA	NA	NA
7004-022**	16	34	1	NA	NA	NA	NA
7004-024**	15	31.125	1	NA	NA	NA	NA
7004-025	16	25	2	MERV 8	0.30	Yes	Yes
7004-026	16	30	2	MERV 8	0.30	Yes	Yes
7004-027	20	30	2	MERV 8	0.30	Yes	Yes
7004-028**	10	20	2	MERV 8	0.30	Yes	Yes
7004-029**	16	25	2	MERV 8	0.30	Yes	Yes
7004-030**	16	30	2	MERV 8	0.30	Yes	Yes
7004-031**	20	30	2	MERV 8	0.30	Yes	Yes
7004-032	16	16	2	MERV 2	0.30	Yes	No
7004-033	16	20	2	MERV 2	0.30	Yes	No
7004-034	16	16	2	MERV 8	0.30	Yes	Yes
7004-035	16	20	2	MERV 8	0.29	Yes	Yes
7004-036	16	25	2	MERV 2	0.30	Yes	No
7004-037**	16	25	2	MERV 6	NA	NA	NA
7004-038	10	17	1	MERV 2	0.15	Yes	No
7004-039	14	28	1	MERV 2	0.15	Yes	No
7004-040	20	25	2	MERV 8	0.29	Yes	Yes
7004-041**	16	20	1	MERV 2	0.30	Yes	Yes
7004-042**	20	20	1	MERV 2	0.30	Yes	Yes

* Restriction is given in inches WC.

7004-XXX Throw-Away Filters Page 2

All throw away filter dimensions are in nominal measurements. Obsolete filters are in red.**

	Dimension A	Dimension B	Dimension C				
<u>Bard Part #</u>	<u>Nominal*</u>	<u>Nominal*</u>	<u>Nominal*</u>	ASHRAE 52.2 MERV <u>Min</u> Rating	Max Initial Restriction @ 500FPM*	UL900 Class II (Y/N)	Pleated
7004-043**	20	25	1	MERV 2	0.30	Yes	Yes
7004-048	16	30	2	MERV 11	0.31	Yes	Yes
7004-049	20	30	2	MERV 11	0.31	Yes	Yes
7004-050	24	30	2	MERV 8	0.30	Yes	Yes
7004-051	24	30	2	MERV 11	0.31	Yes	Yes
7004-052	20	20	2	MERV 8	0.29	Yes	Yes
7004-053	24	30	2	MERV 13	0.31	Yes	Yes
7004-056	12	24	1	MERV 2	0.30	Yes	Yes
7004-057	12	24	2	MERV 8	0.30	Yes	Yes
7004-059	16	25	2	MERV11	0.31	Yes	Yes
7004-060	20	20	2	MERV11	0.31	Yes	Yes
7004-061	16	25	2	MERV13	0.31	Yes	Yes
7004-062	16	30	2	MERV13	0.31	Yes	Yes
7004-063	20	20	2	MERV13	0.31	Yes	Yes
7004-064	20	30	2	MERV13	0.31	Yes	Yes
7004-065	20	24	2	MERV8	0.30	Yes	Yes
7004-066	20	24	2	MERV11	0.31	Yes	Yes
7004-067	20	24	2	MERV13	0.31	Yes	Yes

* Restriction is given in inches WC.

7003-XXX Permanent Filters Page 1

Note: All permanent filter dimensions are in actual measurements. Obsolete filters are in red.**

Bard Part #	Dimension A	Dimension B	Dimension C	Indoor/ Outdoor		Media Type	Weep Holes
				Rating			
7003-001**	10	20	1	indoor		Foam 20-25fpi	No
7003-002**	14	25	1	Indoor		Par 10 Fiber	No
7003-003**	15	20	1	indoor		Foam 20-25fpi	No
7003-004**	16	25	1	indoor		Foam 20-25fpi	No
7003-005**	20	20	1	indoor		Par 10 Fiber	No
7003-006**	20	22	1	indoor		Par 10 Fiber	No
7003-007**	17.5	17.5	.5	indoor		Par 10 Fiber	No
7003-008**	17	32	1	Indoor		Par 10 Fiber	No
7003-009**	11.5	19.5	.75	indoor		Foam 20-25fpi	No
7003-010**	24	24	1	indoor		Par 10 Fiber	No
7003-011**	22	23.5	1	indoor		Par 10 Fiber	No
7003-012**	15	30.63	1	indoor		Par 10 Fiber	No
7003-013**	22	22	1	indoor		Par 10 Fiber	No
7003-014**	18.75	20	1	indoor		Par 10 Fiber	No
7003-015**	20	22.75	1	indoor		Par 10 Fiber	No
7003-016**	13	20	1	indoor		Foam 20-25ppi	No
7003-017**	4	26	1	indoor		Rigid pad	No
7003-018**	13	20	1	Indoor		Hog hair	No
7003-019**	4	25.63	.5	Indoor		Foam 30ppi	No
7003-020**	11.5	17	1	indoor		Foam 20-25fpi	No
7003-021**	10	20	1	Indoor		Foam 20-25ppi	No
7003-022**	15	20	1	Indoor		Foam 20-25ppi	No
7003-023**	9.5	20	1	Indoor		Foam 20-25ppi	No
7003-024**	14	25	1	Indoor		1171 BW Disp.	No
7003-025**	15	30.63	1	Indoor		1171 BW Disp.	No
7003-026**	20	30	1	Indoor		1171 BW Disp.	No
7003-027	12.63	25.44	.25	Indoor		Foam 20ppi	No
7003-028**	25	25	1.25	Indoor		Foam 20-25ppi	No
7003-029**	15	30.63	1	Indoor		Foam 20ppi	No
7003-030	20	30	1	Indoor		Foam 20ppi	No
7003-031	15.5	29.5	.75	Indoor		Foam 20ppi	No
7003-032	16	25	1	Indoor		Foam 20ppi	No
7003-033	8.88	27.63	.88	Outdoor		Alum mesh	Yes
7003-034	8.88	22.63	.88	Outdoor		Alum mesh	Yes
7003-035	12.63	32.63	.88	Outdoor		Alum mesh	Yes
7003-036	7.88	25.5	.5	Indoor		Foam 30ppi	No
7003-037**	12	20	1	Indoor		Foam 20-25ppi	No
7003-039	5.75	21.88	.88	Outdoor		Alum mesh	Yes
7003-040	16	20	1	Outdoor		Alum mesh	Yes
7003-041**	20	20	1	Outdoor		Alum mesh	Yes
7003-042	20	25	1	Outdoor		Alum mesh	Yes

7003-XXX Permanent Filters Page 2

Note: All permanent filter dimensions are in actual measurements. Obsolete filters are in red.**

Bard Part #	Dimension A	Dimension B	Dimension C	Indoor/ Outdoor		Weep Holes
				Rating	Media Type	
7003-043	16	25	1	Outdoor	Alum mesh	Yes
7003-044	9.44	30.25	.88	Outdoor	Alum mesh	Yes
7003-046	14	25	1	Outdoor	Alum mesh	Yes
7003-047**	8.88	17.63	.88	Outdoor	Alum mesh	Yes
7003-048	12	14	1	Outdoor	Alum mesh	Yes
7003-054	12.75	27.88	.88	Outdoor	Alum mesh	Yes
7003-055**	20	30	1	Outdoor	Alum mesh	Yes
7003-056	12.38	16.75	.88	Outdoor	Alum mesh	Yes
7003-057	10	36	.5	Outdoor	Alum mesh	Yes
7003-058	12.66	24.25	.88	Outdoor	Alum mesh	Yes
7003-059	9	26	1	Outdoor	Alum mesh	Yes
7003-060	16.75	19.38	.88	Outdoor	Alum mesh	Yes
7003-061	12	32.63	1	Outdoor	Alum mesh	Yes
7003-062	17.88	40.13	.88	Outdoor	Alum mesh	Yes
7003-063	7.5	28.5	.88	Outdoor	Alum mesh	Yes
7003-064	8	16.75	.5	Outdoor	Alum mesh	Yes
7003-066	15.75	36.25	.88	Outdoor	Alum mesh	Yes
7003-067	15.75	31.25	.88	Outdoor	Alum mesh	Yes
7003-068	5.82	19.75	.88	Outdoor	Alum mesh	Yes
7003-069	6.38	39	.19	Outdoor	Bug Screen	No
7003-070	6.38	34	.19	Outdoor	Bug Screen	No
7003-071	6.38	27	.19	Outdoor	Bug Screen	No
7003-072	12.25	26.25	.88	Outdoor	Alum mesh	Yes
7003-073	12	24	1	Indoor	Foam	No
7003-074	12.25	30.38	.88	Outdoor	Alum mesh	Yes
7003-075	11.75	26.25	.5	Outdoor	Uni-foam 25ppi	No
7003-076	11.75	20.88	.5	Outdoor	Alum mesh	Yes
7003-077	16	30	2	Outdoor	Synthetic	No
7003-078	20	30	2	Outdoor	Synthetic	No
7003-079	15.75	36.25	.88	Outdoor	Alum mesh	Yes
7003-080	15.75	31.25	.88	Outdoor	Alum mesh	Yes
7003-081	20	34.75	.5	Outdoor	Alum mesh	Yes



Bard Manufacturing Company, Inc.
Bryan, Ohio 43506
www.bardhvac.com

Due to our continuous product improvement policy, all specifications subject to change without notice.

Before purchasing this appliance, read important energy cost and efficiency information available from your retailer.

Form No.
S3569
May 2018

Supersedes: **NEW**