

# 4-BLADE PROPELLERS

Large Steel Heavy Duty, Clockwise Rotation



**Applications: Industrial Air Circulators, Exhaust Fan & Large Condensing Units and Agricultural Ventilation**

For performance information please refer to Appendix A



- High quality, heavy duty mill galvanized steel blades with corrosion-resistant center spiders

## DID YOU KNOW?

Various sizes and styles of all steel props through 96" are available on a special order basis.

Call for more information about:

- Number of Blades • Bore Size • Fan RPM • Diameter
- Motor Horsepower • Application (where & usage)

### HEAVY DUTY – CLOCKWISE ROTATION

Diameter (inches)	Part Number	Pitch	Blade Depth	Blade Width	Max. RPM	Blade Wt. (lbs.)
24"	60832901	27°	3 $\frac{1}{4}$ "	6 $\frac{1}{2}$ "	1335	6.80
26"	60833001	27°	3 $\frac{3}{8}$ "	6 $\frac{9}{16}$ "	1140	7.00
28"	60833101	27°	4 $\frac{3}{16}$ "	7 $\frac{9}{16}$ "	950	7.80
30"	60833201	27°	4"	7 $\frac{5}{8}$ "	950	8.00
36"	60833301	27°	4 $\frac{5}{16}$ "	8 $\frac{1}{4}$ "	765	12.00
42"	60833401*+	27°	5"	9 $\frac{3}{4}$ "	630	20.00
48"	60833501*+	27°	5 $\frac{3}{8}$ "	10 $\frac{5}{8}$ "	525	25.00
54"	60833601*+	27°	6"	11 $\frac{1}{2}$ "	575	50.00
60"	60833701*+	27°	6"	12 $\frac{1}{2}$ "	525	60.00
60"	60834301*+	40°	7 $\frac{3}{4}$ "	12 $\frac{1}{2}$ "	470	60.00

\* Blade width is measured at the widest points of the blade.

+ Must be shipped via common carrier.

### EXTRA HEAVY DUTY – CLOCKWISE ROTATION FOR HIGH RPM APPLICATIONS

Diameter (inches)	Part Number	Pitch	Blade Depth	Blade Width	Max. RPM	Blade Wt. (lbs.)
24"	6126890001	27°	3 $\frac{1}{4}$ "	6 $\frac{1}{2}$ "	1640	7.00
26"	6126890002	27°	3 $\frac{3}{8}$ "	6 $\frac{9}{16}$ "	1350	9.00
28"	6126890003	27°	3 $\frac{3}{8}$ "	7 $\frac{1}{16}$ "	1140	10.00
30"	6126890004	27°	4"	7 $\frac{5}{8}$ "	1230	11.00
36"	6126890005	27°	4 $\frac{5}{16}$ "	8 $\frac{1}{4}$ "	905	18.00
42"	6126890006+	27°	5"	9 $\frac{3}{4}$ "	835	25.00
48"	6126890007+	27°	5 $\frac{3}{8}$ "	10 $\frac{5}{8}$ "	685	37.00
54"	6126890008+	27°	6"	11 $\frac{1}{2}$ "	610	59.00
60"	6126890009+	27°	6"	12 $\frac{1}{2}$ "	565	69.00

\* Blade width is measured at the widest points of the blade.


+ Must be shipped via common carrier.

Specifications are subject to change without notice or obligation


**Applications: Industrial Air Circulators, Exhaust Fan Units & Large Condensing Units**

*For performance information please refer to Appendix A*


- **High quality aluminum blades with corrosion-resistant center spiders**



12" - 18" Diameter



20" - 24" Diameter



26" Diameter

### HEAVY DUTY CONDENSER STYLE

Diameter (inches)	Part Number	Rotation	Pitch	Hub Location	Quantity Pack
10"	60720101	CW	27°	Interchangeable	2
10"	60720201	CCW	27°	Interchangeable	2
12"	60720401	CW	19°	Interchangeable	2
12"	60720501	CW	23°	Interchangeable	2
12"	60720601	CCW	23°	Interchangeable	2
12"	60720701	CW	27°	Interchangeable	2
12"	60720801	CCW	27°	Interchangeable	2
14"	60721101	CW	23°	Interchangeable	2
14"	60721201	CCW	23°	Interchangeable	2
14"	60721301	CW	27°	Interchangeable	2
14"	60721401	CCW	27°	Interchangeable	2
16"	60560101	CW	27°	Interchangeable	2
16"	60560201	CCW	27°	Interchangeable	2
16"	6130220001	CW	29°	Interchangeable	2
16"	6130230001	CCW	29°	Interchangeable	2
16"	60560301	CW	33°	Interchangeable	2
16"	60560401	CCW	33°	Interchangeable	2
18"	6130250001	CW	25°	Interchangeable	2
18"	6130240001	CCW	25°	Interchangeable	2
18"	60560501	CW	27°	Interchangeable	2
18"	60560601	CCW	27°	Interchangeable	2
18"	60560701	CW	33°	Interchangeable	2
18"	60560801	CCW	33°	Interchangeable	2
18"	6130270001	CW	31°	Interchangeable	2
18"	6130260001	CCW	31°	Interchangeable	2

Specifications are subject to change without notice or obligation

**5-BLADE PROPELLERS****Condenser Style, Heavy Duty**

**Applications: Industrial Air Circulators,  
Exhaust Fan Units & Large Condensing Units**

For performance information please refer to Appendix A


**CONDENSER STYLE, HEAVY DUTY, CON'T.**

Diameter (inches)	Part Number	Rotation	Pitch	Hub Location	Quantity Pack
20"	60560901	CW	27°	Interchangeable	2
20"	60561001	CCW	27°	Interchangeable	2
20"	6130310001	CW	30°	Interchangeable	2
20"	6130300001	CCW	30°	Interchangeable	2
20"	60561101	CW	33°	Interchangeable	2
20"	60561201	CCW	33°	Interchangeable	2
22"	60561301	CW	27°	Interchangeable	2
22"	60561401	CCW	27°	Interchangeable	2
22"	60561501	CW	33°	Interchangeable	2
22"	60561601	CCW	33°	Interchangeable	2
24"	60561701	CW	27°	Interchangeable	2
24"	60561801	CCW	27°	Interchangeable	2
24"	60561901	CW	33°	Interchangeable	2
24"	60562001	CCW	33°	Interchangeable	2
26"	60761301	CW	27°	Interchangeable	1
26"	60761401	CCW	27°	Interchangeable	1
26"	6130330001	CW	29°	Interchangeable	1
26"	6130320001	CCW	29°	Interchangeable	1
26"	6130740001	CW	29°	DISCHARGE / .625 BORE	1
26"	60761501	CW	33°	Interchangeable	1
26"	60761601	CCW	33°	Interchangeable	1
28"	6130350001	CW	27°	Interchangeable	1
28"	6130340001	CCW	27°	Interchangeable	1
28"	6130370001	CW	29°	Interchangeable	1
28"	6130360001	CCW	29°	Interchangeable	1
28"	6130390001	CW	33°	Interchangeable	1
28"	6130380001	CCW	33°	Interchangeable	1
30"	6130410001	CW	27°	Interchangeable	1
30"	6130400001	CCW	27°	Interchangeable	1
30"	6130430001	CW	29°	Interchangeable	1
30"	6130420001	CCW	29°	Interchangeable	1
30"	6130450001	CW	33°	Interchangeable	1
30"	6130440001	CCW	33°	Interchangeable	1

Specifications are subject to change without notice or obligation

**Applications: Industrial Air Circulators, Exhaust Fan & Large Condensing Units and Agricultural Ventilation**

For performance information please refer to Appendix A



- High quality, heavy duty mill galvanized steel blades with corrosion-resistant center spiders

## HEAVY DUTY - CLOCKWISE ROTATION

Diameter (inches)	Part Number	Pitch	Blade Depth	Blade Width	Max. RPM	Blade Wt. (lbs.)
30"	60833801	40°	5"	7 <sup>9</sup> / <sub>16</sub> "	1140	18.00
36"	60833901+	40°	5"	8 <sup>1</sup> / <sub>4</sub> "	860	21.00
42"	60834001+	40°	5 <sup>1</sup> / <sub>4</sub> "	9 <sup>3</sup> / <sub>4</sub> "	650	32.00
48"	60834101+	40°	5 <sup>1</sup> / <sub>2</sub> "	11 <sup>5</sup> / <sub>8</sub> "	500	37.00
54"	60834201+	40°	6 <sup>1</sup> / <sub>4</sub> "	11 <sup>9</sup> / <sub>16</sub> "	555	57.00

\* Blade width is measured at the widest points of the blade.

+ Must be shipped via common carrier.

## EXTRA HEAVY DUTY - CLOCKWISE ROTATION

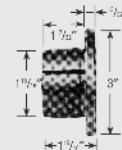
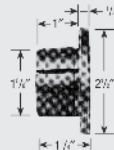
Diameter (inches)	Part Number	Pitch	Blade Depth	Blade Width	Max. RPM	Blade Wt. (lbs.)
30"	6126890010+	40°	5"	7 <sup>9</sup> / <sub>16</sub> "	1220	21.00
36"	6126890011+	40°	5"	8 <sup>1</sup> / <sub>4</sub> "	940	27.00
42"	6126890012+	40°	5 <sup>1</sup> / <sub>4</sub> "	9 <sup>3</sup> / <sub>4</sub> "	860	40.00
48"	6126890013+	40°	5 <sup>1</sup> / <sub>2</sub> "	11 <sup>5</sup> / <sub>8</sub> "	675	46.00
54"	6126890014+	40°	6 <sup>1</sup> / <sub>4</sub> "	11 <sup>9</sup> / <sub>16</sub> "	610	77.00

\* Blade width is measured at the widest points of the blade.

+ Must be shipped via common carrier.

## SPLIT TAPERED BUSHINGS FOR DESIRED BORE SIZE

- For 1/2" through 1<sup>7</sup>/<sub>16</sub>" bore range
- Steel construction



### H-STYLE

(FOR 24"-48" PROPELLERS)

Part No.	Bore
60331504	1/2"
60331505	5/8"
60331506	3/4"
60331507	7/8"
60331508	1"
60331501	1 1/8"
60331502	1 3/16"
60331509	1 1/4"
60331503	1 3/8"

### P-STYLE

(FOR 54"-60" PROPELLERS)

Part No.	Bore
72513808	1"
72513809	1 1/8"
72513810	1 1/4"
72513811	1 3/8"
72513812	1 3/16"
72513813	1 5/8"
72513815	1 7/16"

#### Standard Keyway Sizes

Diameter of Shaft	Keyseat Width X Depth
5/16 - 7/16	3/32 X 3/64
1/2 - 9/16	1/8 X 1/16
5/8 - 7/8	3/16 X 3/32
15/16 - 1 1/4	1/4 X 1/8
1 5/16 - 1 3/8	5/16 X 5/32
1 7/16 - 1 1/4	3/8 X 3/16
1 13/16 - 2 1/4	1/2 X 1/4

Measurements in inches.

Split Tapered Bushings must be ordered separately

Specifications are subject to change without notice or obligation